

SURVEY RESULTS

envision **HOPEDALE**



The Master Plan Steering Committee is thrilled to present the results of the Community Survey and we'd like to thank all who have helped with this important step of collecting the voice of the town in the Master Plan creation process. Congratulations to our raffle winners!

Within the survey results you may notice some common themes about small town character, open space and recreation, and bringing businesses to Hopedale. Please take some time to review and then register for our upcoming Visioning Workshop on January 31st. The workshop will be held virtually in Zoom and is another opportunity to share your thoughts on what is important to Hopedale and what our town's future should hold.

If you'd like to get future Master Plan updates sent to you, or to RSVP for the Visioning Workshop, visit envisionhopedale.com.

participants

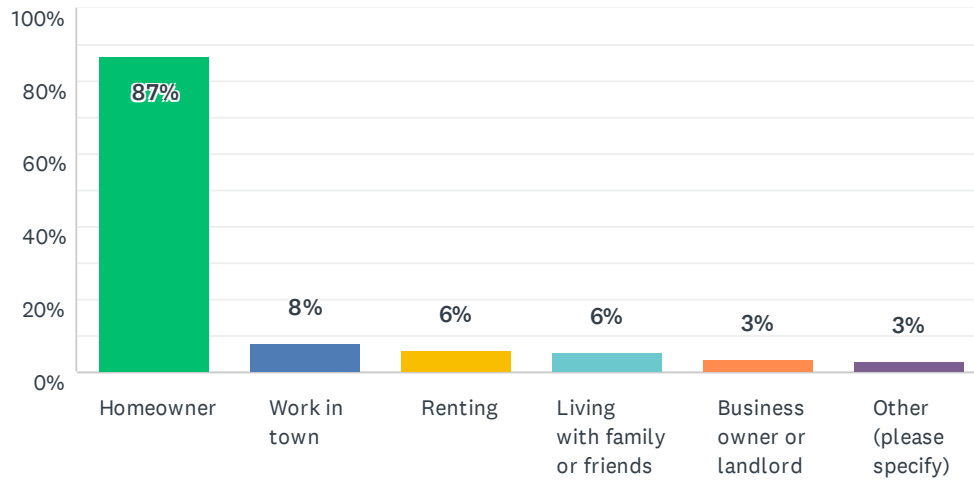
491

open

Nov 6 2020 - Dec 12 2020

Q1 What is your connection with Hopedale? Select all that apply.

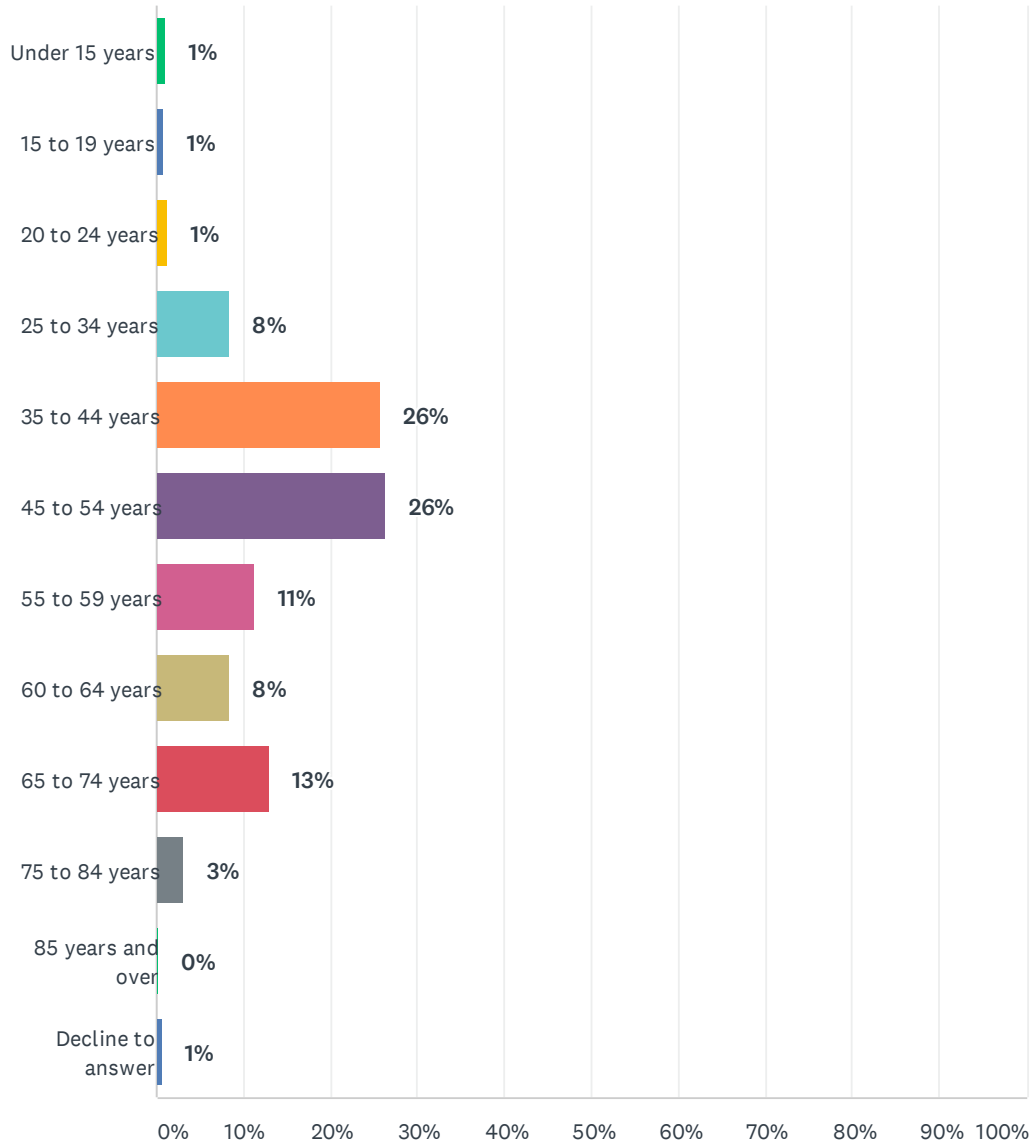
Answered: 487 Skipped: 4



ANSWER CHOICES	RESPONSES	
Homeowner	87%	424
Work in town	8%	38
Renting	6%	30
Living with family or friends	6%	28
Business owner or landlord	3%	17
Other (please specify)	3%	14
Total Respondents: 487		

Q2 Which age group do you belong to?

Answered: 487 Skipped: 4

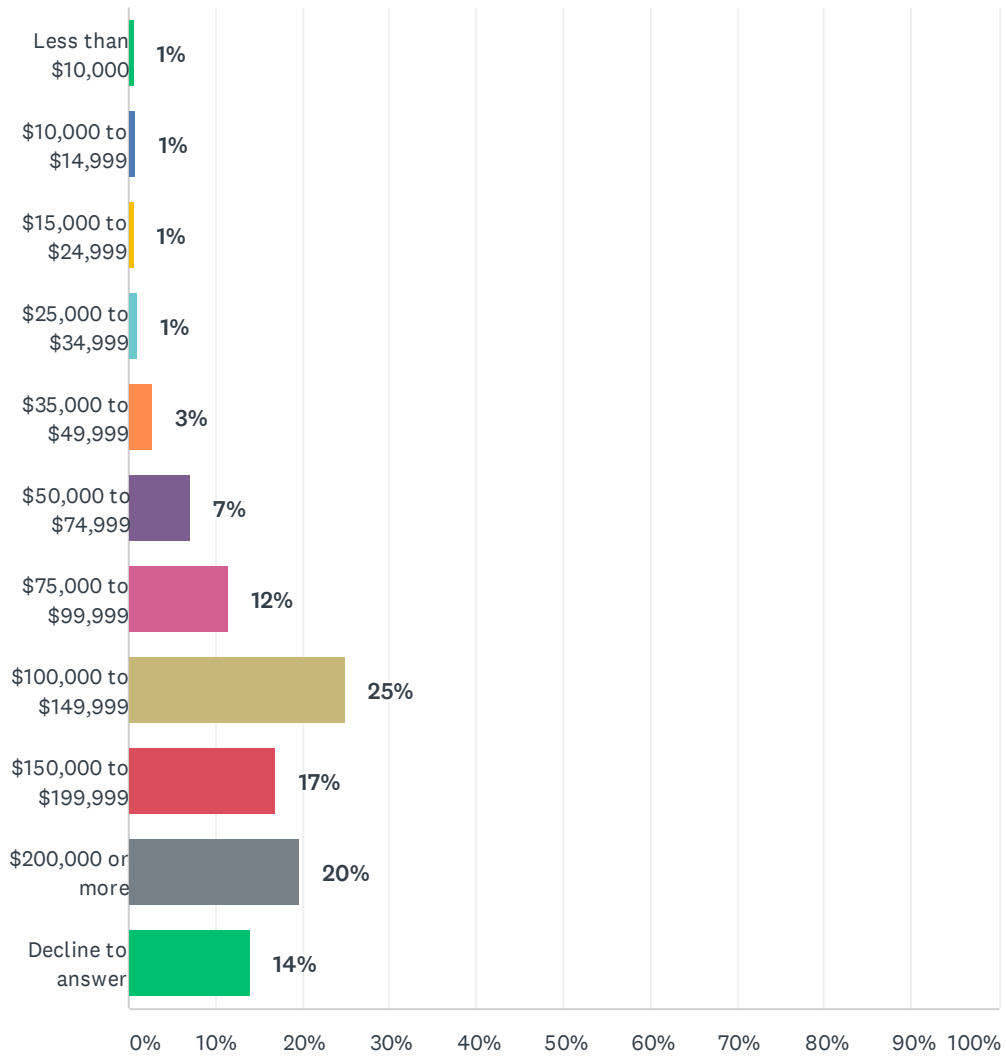


envisionHOPEDALE: Take the Survey!

ANSWER CHOICES	RESPONSES	
Under 15 years	1%	5
15 to 19 years	1%	4
20 to 24 years	1%	6
25 to 34 years	8%	41
35 to 44 years	26%	125
45 to 54 years	26%	128
55 to 59 years	11%	55
60 to 64 years	8%	41
65 to 74 years	13%	63
75 to 84 years	3%	15
85 years and over	0%	1
Decline to answer	1%	3
TOTAL		487

Q3 What is your estimated combined family income?

Answered: 485 Skipped: 6

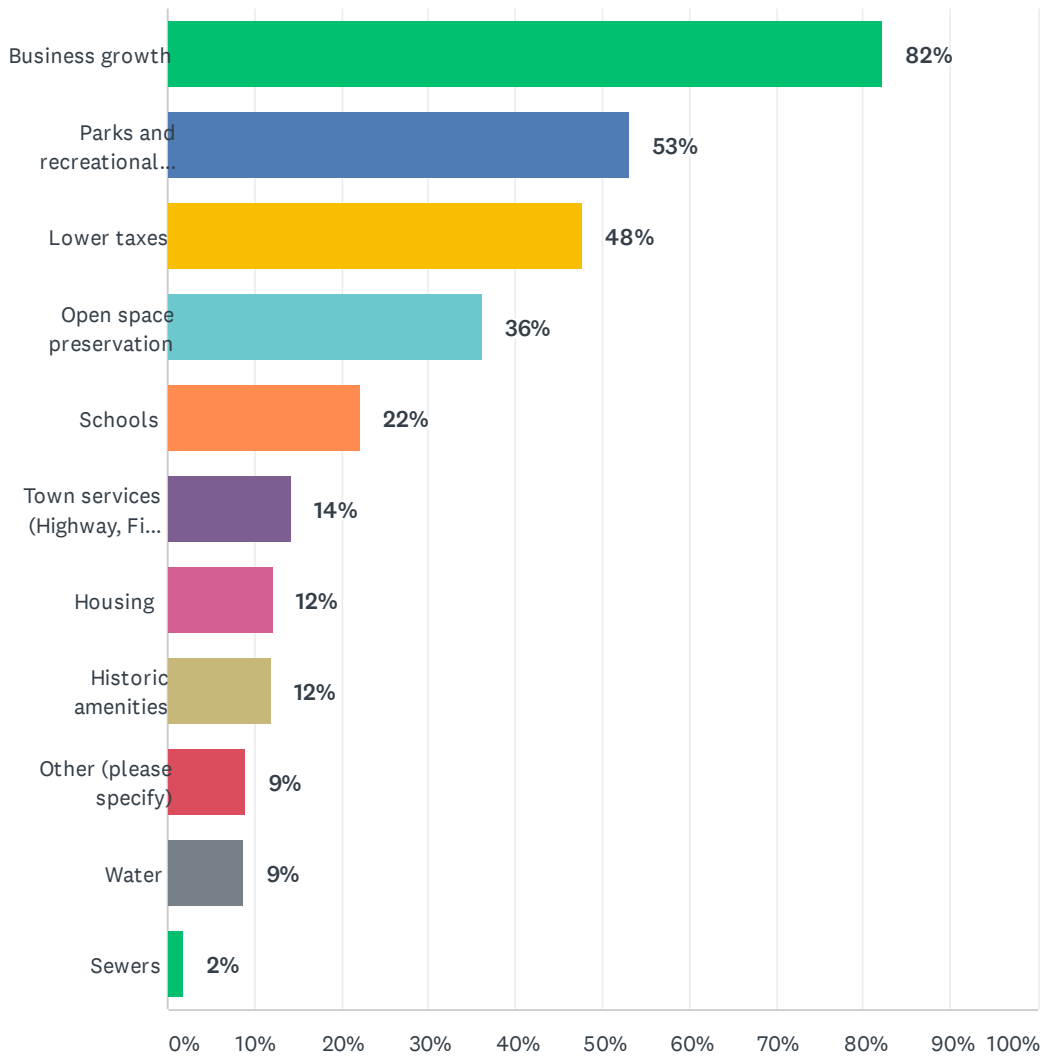


envisionHOPEDALE: Take the Survey!

ANSWER CHOICES	RESPONSES	
Less than \$10,000	1%	3
\$10,000 to \$14,999	1%	4
\$15,000 to \$24,999	1%	3
\$25,000 to \$34,999	1%	5
\$35,000 to \$49,999	3%	13
\$50,000 to \$74,999	7%	35
\$75,000 to \$99,999	12%	56
\$100,000 to \$149,999	25%	121
\$150,000 to \$199,999	17%	82
\$200,000 or more	20%	95
Decline to answer	14%	68
TOTAL		485

Q4 What do you think Hopedale needs more of? Select your top three (3) choices.

Answered: 489 Skipped: 2

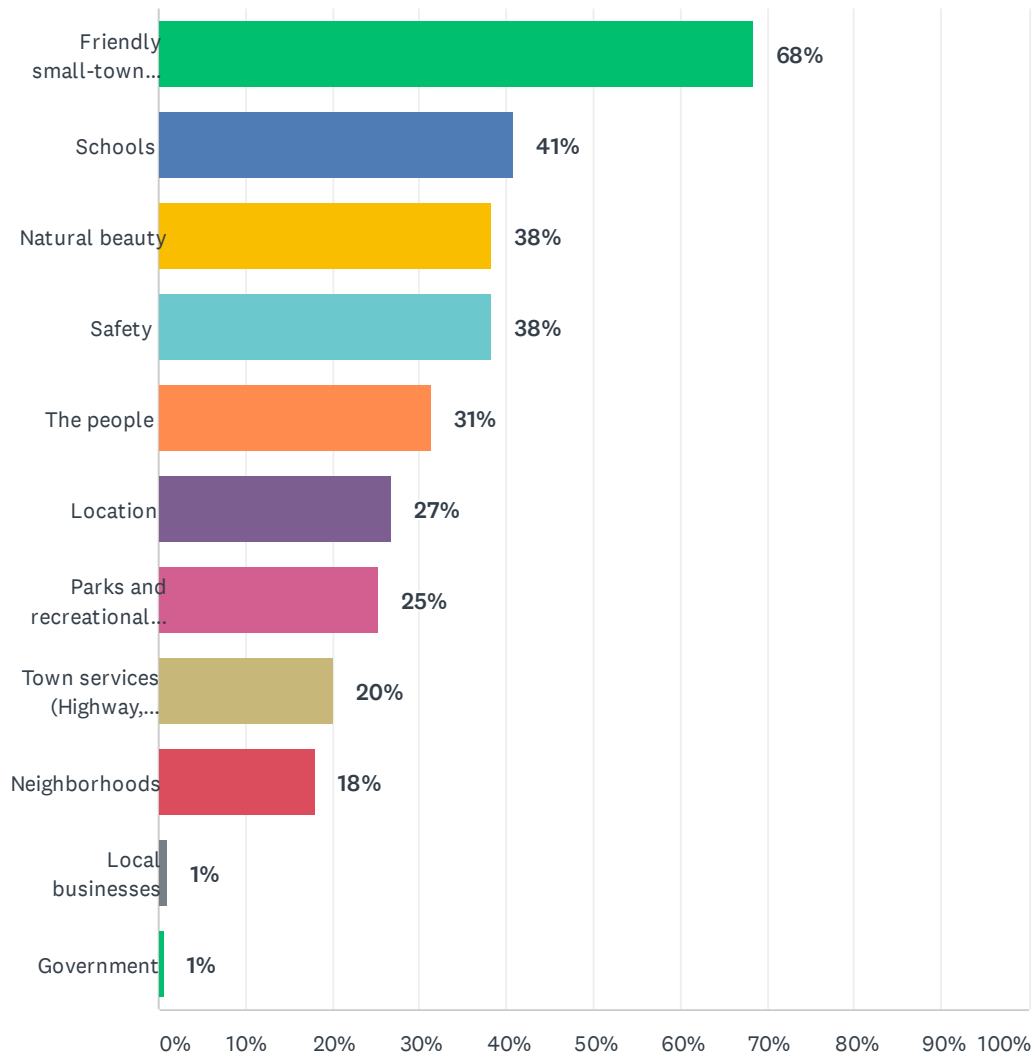


envisionHOPEDALE: Take the Survey!

ANSWER CHOICES	RESPONSES	
Business growth	82%	402
Parks and recreational resources	53%	260
Lower taxes	48%	233
Open space preservation	36%	177
Schools	22%	108
Town services (Highway, Fire, Police)	14%	70
Housing	12%	59
Historic amenities	12%	58
Other (please specify)	9%	44
Water	9%	43
Sewers	2%	9
Total Respondents: 489		

Q5 What is Hopedale's greatest strength? Select your top three (3) choices.

Answered: 487 Skipped: 4

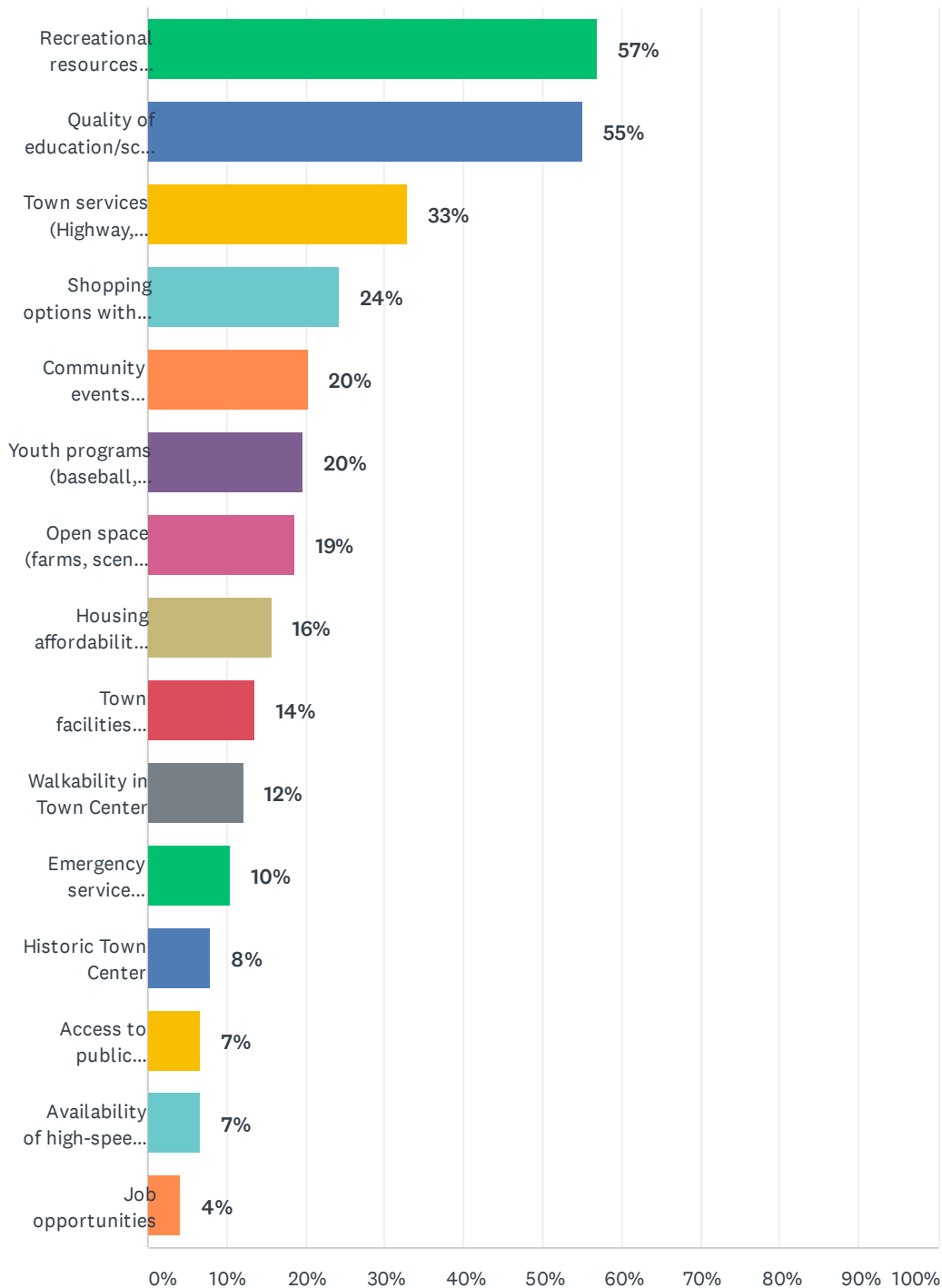


envisionHOPEDALE: Take the Survey!

ANSWER CHOICES	RESPONSES	
Friendly small-town character	68%	333
Schools	41%	199
Natural beauty	38%	186
Safety	38%	186
The people	31%	153
Location	27%	130
Parks and recreational resources	25%	123
Town services (Highway, Water, Fire, Police)	20%	98
Neighborhoods	18%	88
Local businesses	1%	5
Government	1%	3
Total Respondents: 487		

Q6 Which of the following items are most important to your quality of life in Hopedale? Select your top three (3) choices that either contribute significantly to your quality of life in Hopedale today or are elements you would prioritize being added, improved, or expanded.

Answered: 487 Skipped: 4

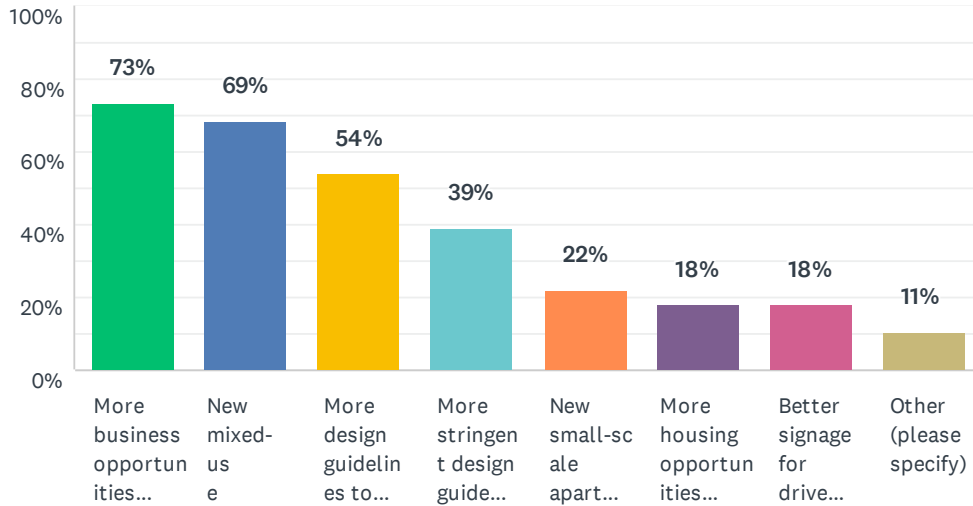


envisionHOPEDALE: Take the Survey!

ANSWER CHOICES	RESPONSES	
Recreational resources (Parkland, parks, pond, playgrounds, fields)	57%	277
Quality of education/schools	55%	268
Town services (Highway, Water, Fire, Police)	33%	160
Shopping options within town	24%	118
Community events (Memorial Day Parade, Day in the Park, Tree Lighting)	20%	99
Youth programs (baseball, soccer, basketball)	20%	96
Open space (farms, scenic views, forests, water bodies)	19%	91
Housing affordability (rental or purchase)	16%	76
Town facilities (Town Hall, Library, Senior Center)	14%	66
Walkability in Town Center	12%	59
Emergency service response time	10%	51
Historic Town Center	8%	39
Access to public transportation	7%	33
Availability of high-speed internet	7%	33
Job opportunities	4%	20
Total Respondents: 487		

Q7 Regarding Hopedale's Town Center, which of the following options for future development would you support? Select all of the options with which you agree.

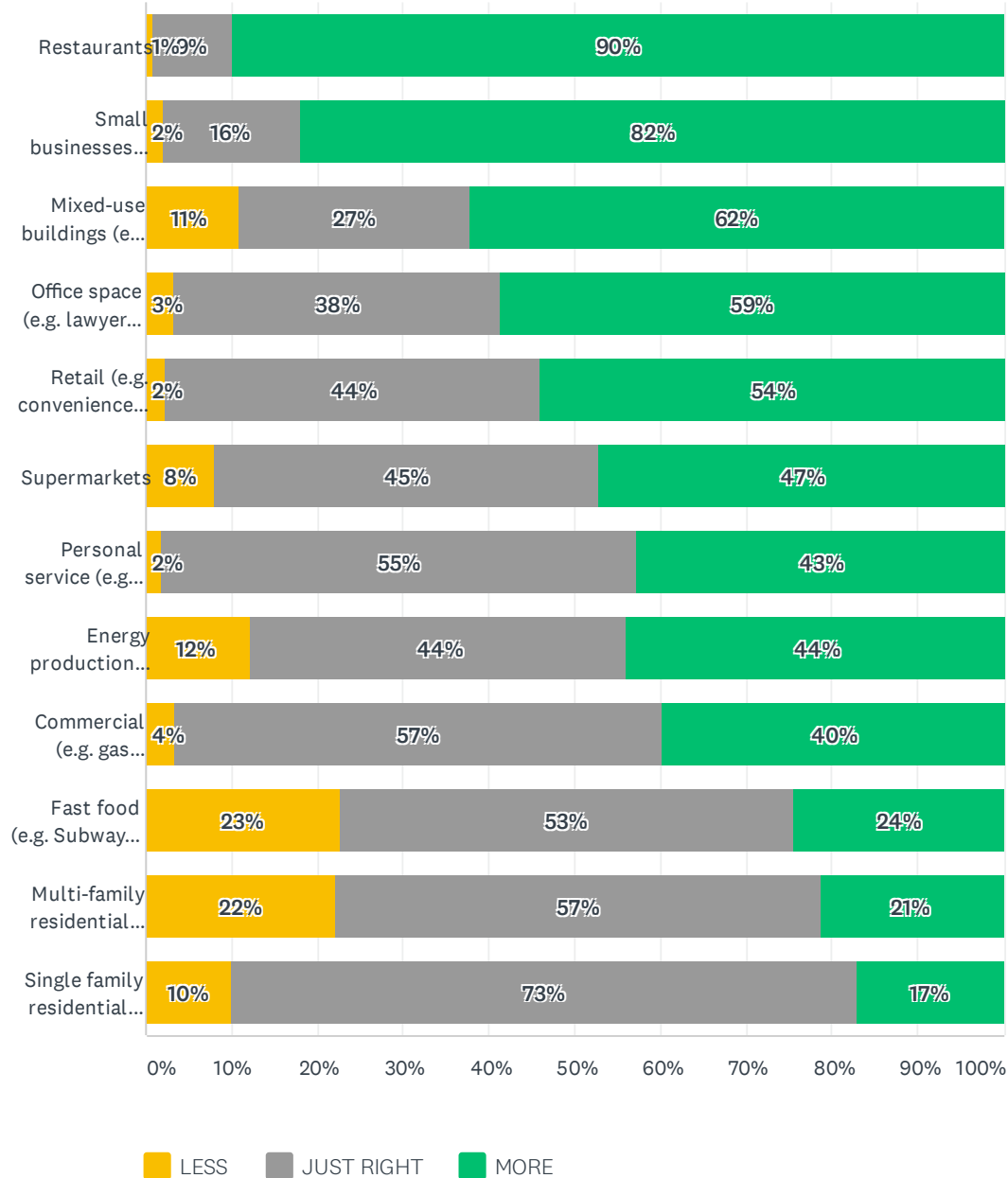
Answered: 489 Skipped: 2



ANSWER CHOICES	RESPONSES	
More business opportunities in existing buildings	73%	359
New mixed-use development (retail/office space on first floor, housing on upper floor(s))	69%	335
More design guidelines to maintain community character for new buildings	54%	265
More stringent design guidelines to maintain community character for renovations of existing buildings	39%	190
New small-scale apartment/townhouse buildings (1 to 4 families)	22%	107
More housing opportunities within existing buildings	18%	89
Better signage for drivers, cyclists, and/or pedestrians	18%	87
Other (please specify)	11%	52
Total Respondents: 489		

Q8 Which of the following types of development do you feel Hopedale needs more or less of? Select “LESS” if you feel Hopedale needs less of this item, “JUST RIGHT” if you feel Hopedale has an appropriate amount of this item, or “MORE” if you feel Hopedale needs more of this item.

Answered: 488 Skipped: 3

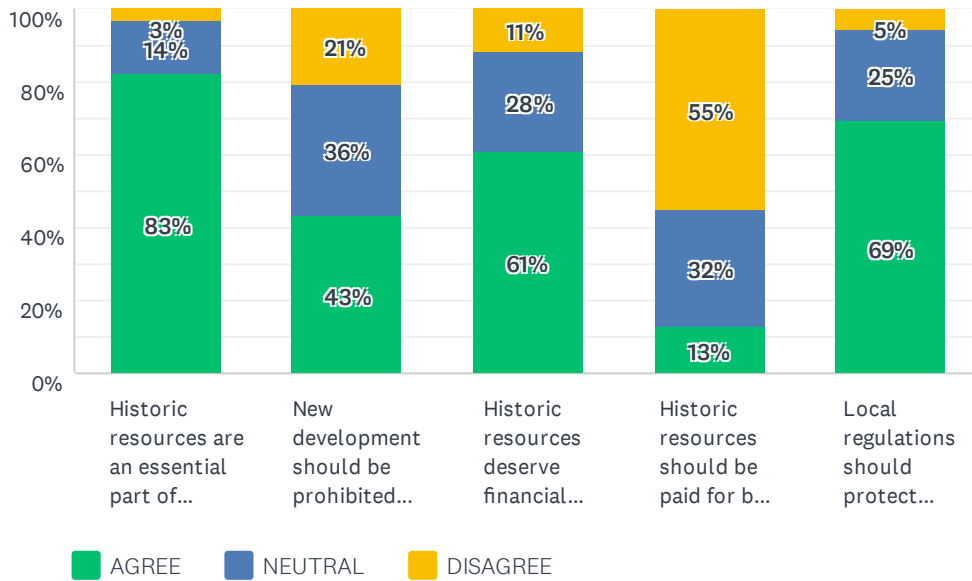


envisionHOPEDALE: Take the Survey!

	LESS	JUST RIGHT	MORE	TOTAL
Restaurants	1% 4	9% 45	90% 436	485
Small businesses (e.g. bed and breakfasts, certified public accountant, contractor)	2% 10	16% 77	82% 396	483
Mixed-use buildings (e.g. first floor business, upper floors residential)	11% 52	27% 130	62% 300	482
Office space (e.g. lawyer, dentist, veterinarian)	3% 15	38% 183	59% 281	479
Retail (e.g. convenience stores, package stores, antiques)	2% 11	44% 211	54% 260	482
Supermarkets	8% 38	45% 212	47% 223	473
Personal service (e.g. hair salons)	2% 9	55% 268	43% 207	484
Energy production (e.g. commercial solar)	12% 58	44% 205	44% 207	470
Commercial (e.g. gas stations, auto repair, banks)	4% 17	57% 275	40% 192	484
Fast food (e.g. Subway, Dunkin' Donuts)	23% 109	53% 253	24% 117	479
Multi-family residential housing (e.g. apartments, townhouses)	22% 106	57% 271	21% 102	479
Single family residential housing	10% 48	73% 349	17% 82	479

Q9 Do you AGREE, feel NEUTRAL, or DISAGREE with each of the following statements about Hopedale's historic assets?

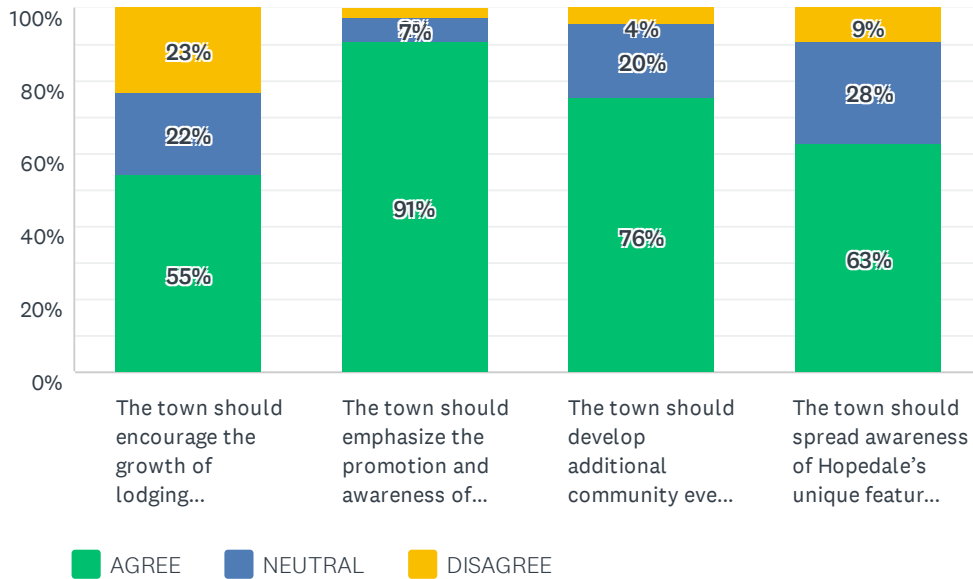
Answered: 487 Skipped: 4



	AGREE	NEUTRAL	DISAGREE	TOTAL
Historic resources are an essential part of Hopedale's character (e.g. historic buildings, monuments, districts).	83% 402	14% 70	3% 15	487
New development should be prohibited if it means losing a historic building.	43% 211	36% 175	21% 101	487
Historic resources deserve financial support from the town's government (e.g. tax incentives, Community Preservation Act funds).	61% 296	28% 135	11% 56	487
Historic resources should be paid for by property owners alone, without additional help from the town's government.	13% 63	32% 157	55% 267	487
Local regulations should protect certain historic resources and regions (e.g. Local Historic District).	69% 338	25% 123	5% 26	487

Q10 Do you AGREE, feel NEUTRAL, or DISAGREE with each of the following statements about Hopedale’s tourism and visitors? Note: please answer this as separate from COVID precautions.

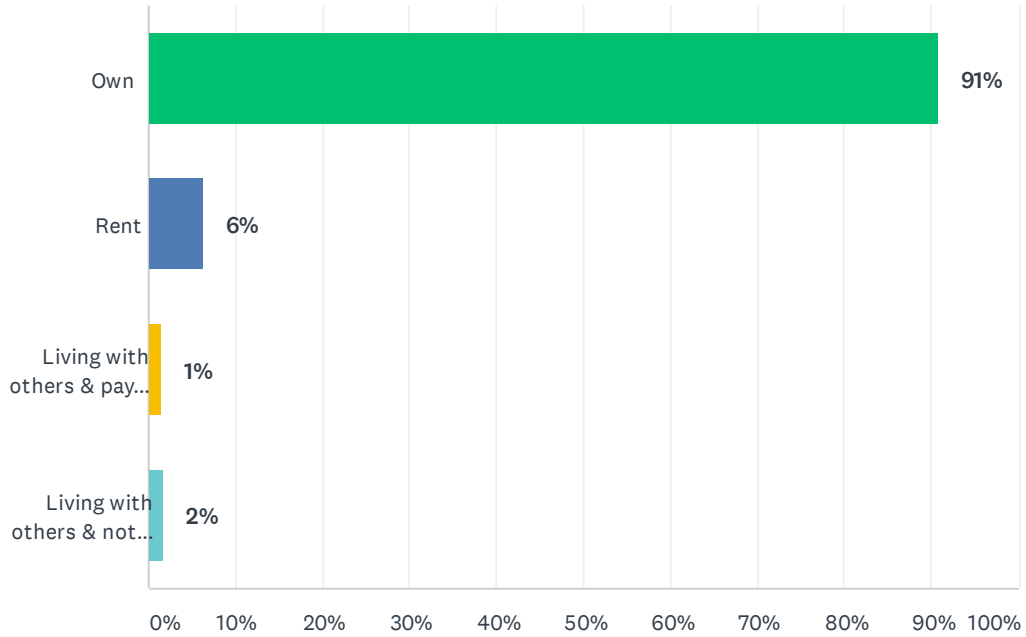
Answered: 487 Skipped: 4



	AGREE	NEUTRAL	DISAGREE	TOTAL
The town should encourage the growth of lodging businesses such as bed and breakfasts, Airbnb, and/or small boutique hotels.	55% 265	22% 109	23% 112	486
The town should emphasize the promotion and awareness of local businesses that may appeal to both residents and visitors.	91% 440	7% 33	2% 11	484
The town should develop additional community events (e.g. Day in the Park, Tree Lighting) that may offer significant appeal for visitors.	76% 368	20% 98	4% 20	486
The town should spread awareness of Hopedale’s unique features and create a plan to promote tourism.	63% 307	28% 136	9% 43	486

Q11 Do you own or rent your home?

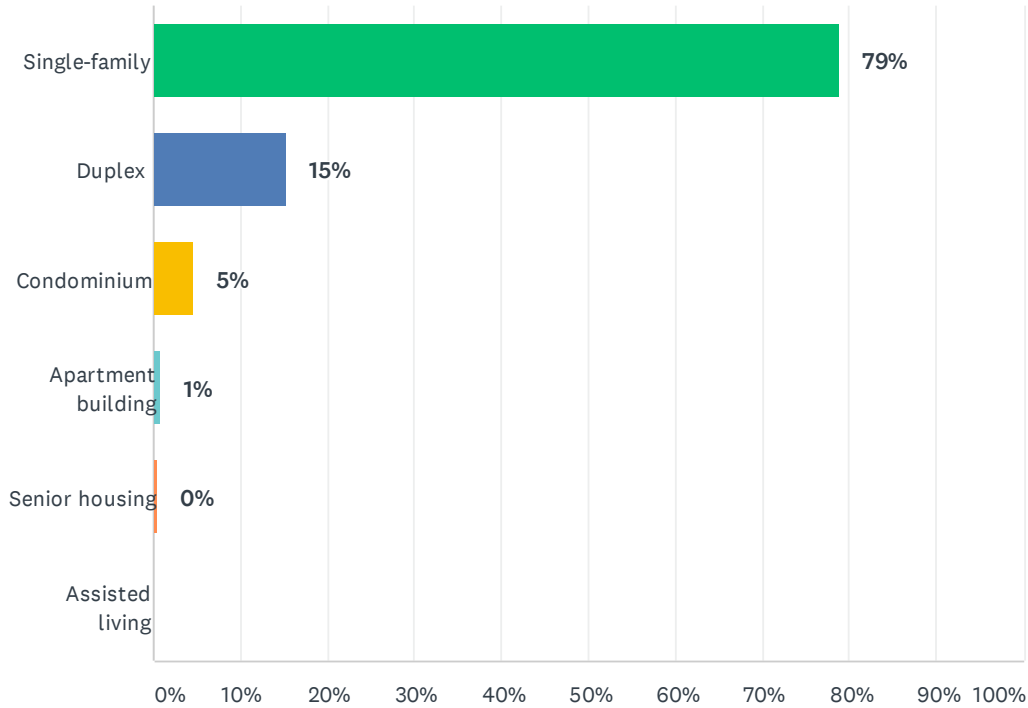
Answered: 486 Skipped: 5



ANSWER CHOICES	RESPONSES	
Own	91%	441
Rent	6%	30
Living with others & paying rent or mortgage	1%	7
Living with others & not paying rent or mortgage	2%	8
TOTAL		486

Q12 In what type of home do you currently live?

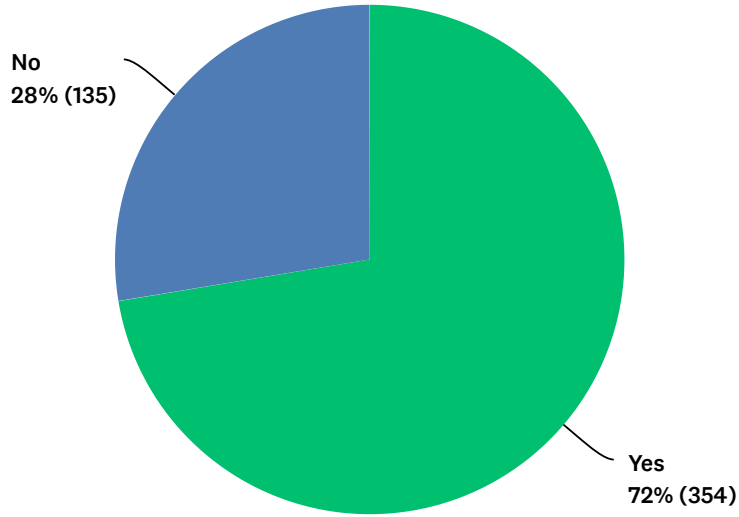
Answered: 488 Skipped: 3



ANSWER CHOICES	RESPONSES	
Single-family	79%	385
Duplex	15%	75
Condominium	5%	22
Apartment building	1%	4
Senior housing	0%	2
Assisted living	0%	0
TOTAL		488

Q13 Do you currently have, or have you ever had, children enrolled in the Hopedale Public Schools?

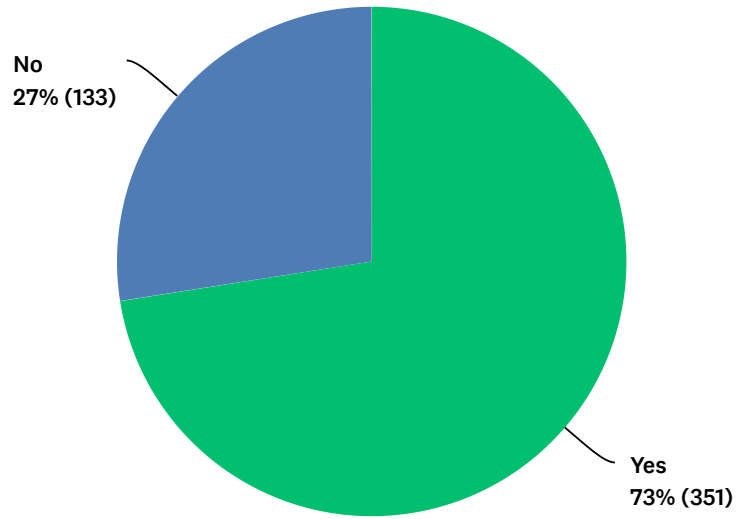
Answered: 489 Skipped: 2



ANSWER CHOICES	RESPONSES	
Yes	72%	354
No	28%	135
TOTAL		489

Q14 Did the quality of the Hopedale Public Schools factor into your decision to live in Hopedale?

Answered: 484 Skipped: 7

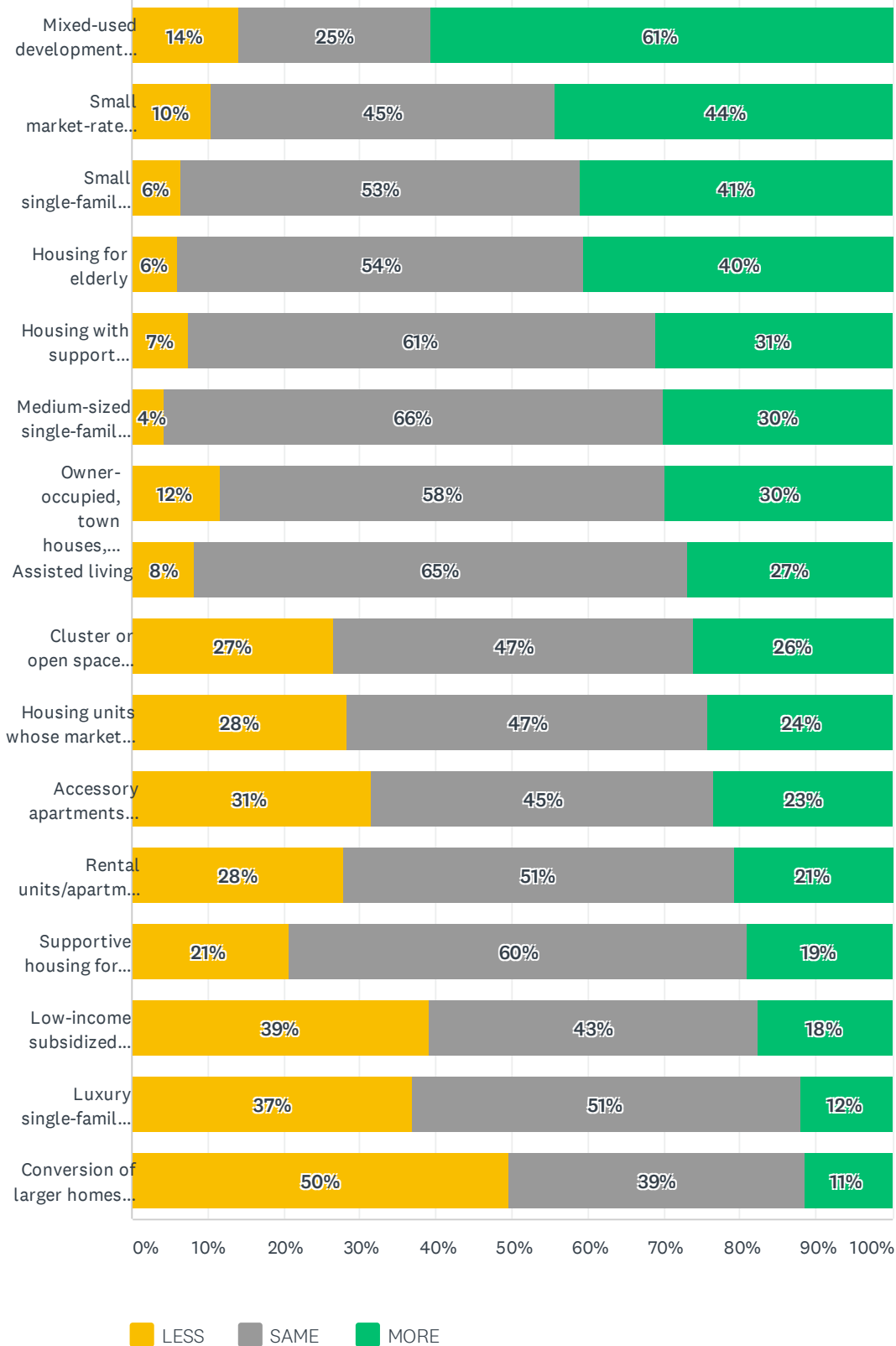


ANSWER CHOICES	RESPONSES	
Yes	73%	351
No	27%	133
TOTAL		484

Q15 In the next 10 to 20 years, which of the following housing types do you think Hopedale will need most? Select “LESS” if you feel Hopedale will need less of this type, “SAME” if you feel Hopedale will need the same amount of this type, or “MORE” if you feel Hopedale will need more of this type of housing.

Answered: 487 Skipped: 4

envisionHOPEDALE: Take the Survey!

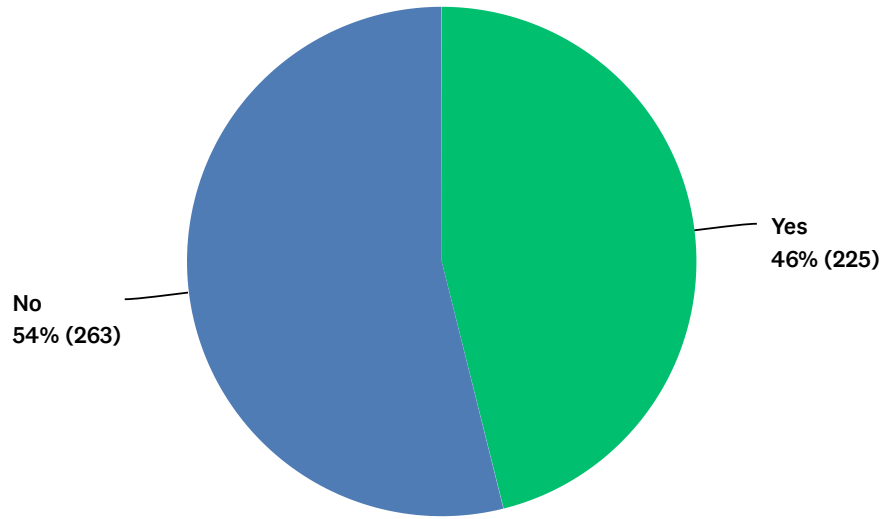


envisionHOPEDALE: Take the Survey!

	LESS	SAME	MORE	TOTAL
Mixed-used development (e.g. retail/office on first floor and residential units above)	14% 68	25% 124	61% 295	487
Small market-rate homes geared toward seniors	10% 51	45% 219	44% 216	486
Small single-family market-rate homes geared towards first-time buyers	6% 31	53% 256	41% 199	486
Housing for elderly	6% 29	54% 259	40% 196	484
Housing with support services for people with disabilities	7% 36	61% 297	31% 150	483
Medium-sized single-family homes	4% 20	66% 318	30% 146	484
Owner-occupied, town houses, condominiums	12% 57	58% 284	30% 145	486
Assisted living	8% 40	65% 312	27% 130	482
Cluster or open space subdivisions (these are typically single-family homes on slightly smaller lots with remaining land designated as protected open space)	27% 128	47% 228	26% 126	482
Housing units whose market prices are restricted to be affordable to families making no more than 80% of area median income	28% 137	47% 229	24% 118	484
Accessory apartments (e.g. small apartments inside or on property of a single-family home)	31% 152	45% 218	23% 113	483
Rental units/apartments	28% 134	51% 247	21% 99	480
Supportive housing for youth	21% 99	60% 287	19% 91	477
Low-income subsidized housing	39% 190	43% 208	18% 86	484
Luxury single-family homes	37% 179	51% 247	12% 58	484
Conversion of larger homes into apartments	50% 240	39% 189	11% 55	484

Q16 Is housing affordability an issue for you or anyone you know who lives in Hopedale?

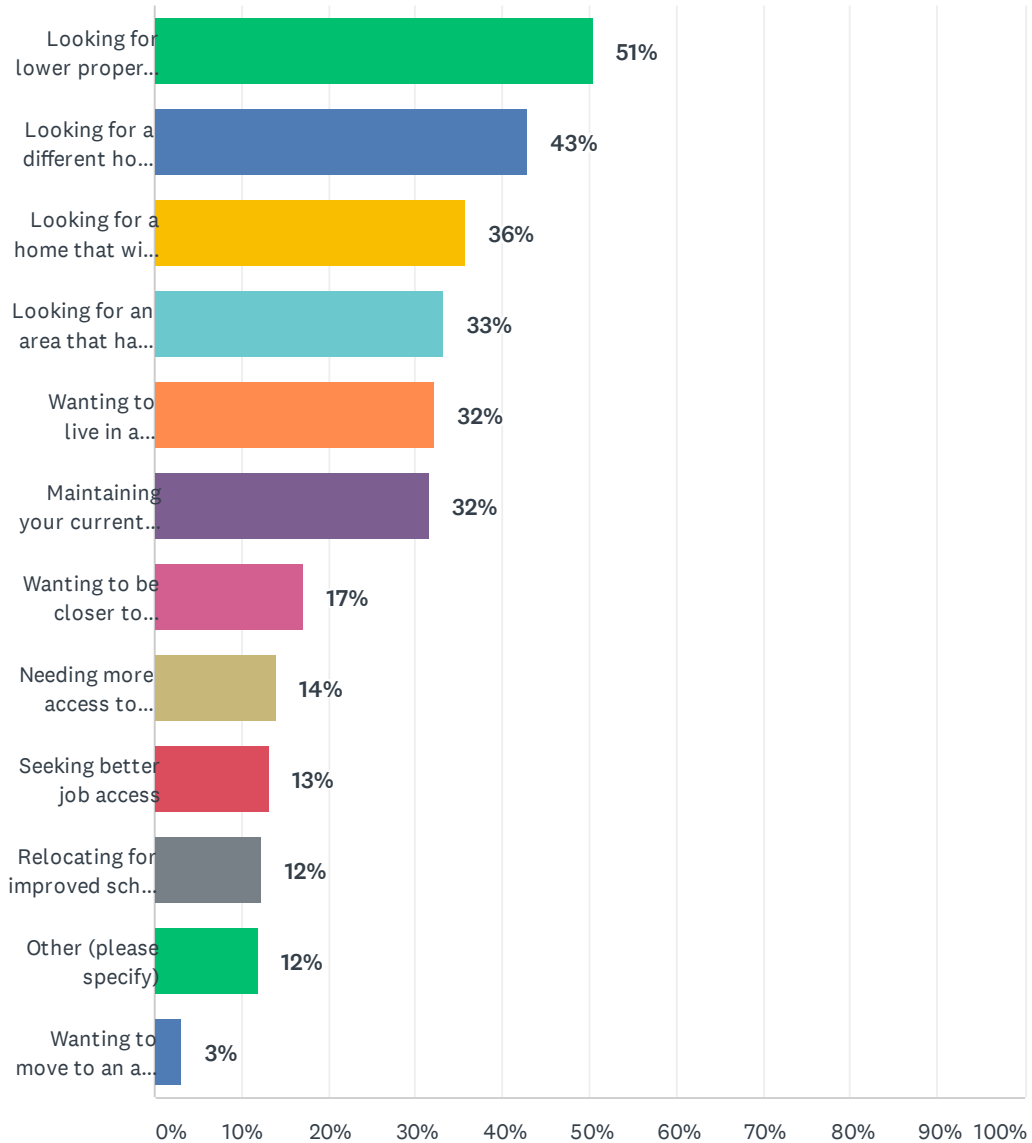
Answered: 488 Skipped: 3



ANSWER CHOICES	RESPONSES	
Yes	46%	225
No	54%	263
TOTAL		488

Q17 If you were to consider, or have already considered, moving out of your community, which of the following factors would drive your decision to move? Select all that apply.

Answered: 479 Skipped: 12

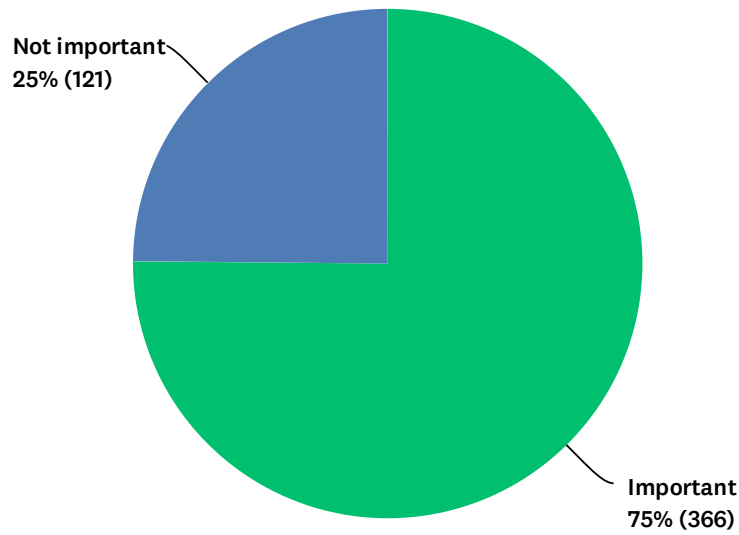


envisionHOPEDALE: Take the Survey!

ANSWER CHOICES	RESPONSES	
Looking for lower property taxes	51%	242
Looking for a different home size that meets your needs	43%	205
Looking for a home that will help you live independently as you age	36%	171
Looking for an area that has a lower cost of living	33%	159
Wanting to live in a different climate	32%	154
Maintaining your current home will be too expensive	32%	151
Wanting to be closer to family	17%	82
Needing more access to public transportation	14%	67
Seeking better job access	13%	63
Relocating for improved school quality	12%	59
Other (please specify)	12%	57
Wanting to move to an area that has better healthcare facilities	3%	15
Total Respondents: 479		

Q18 How important is it for you to remain in your community as you age?

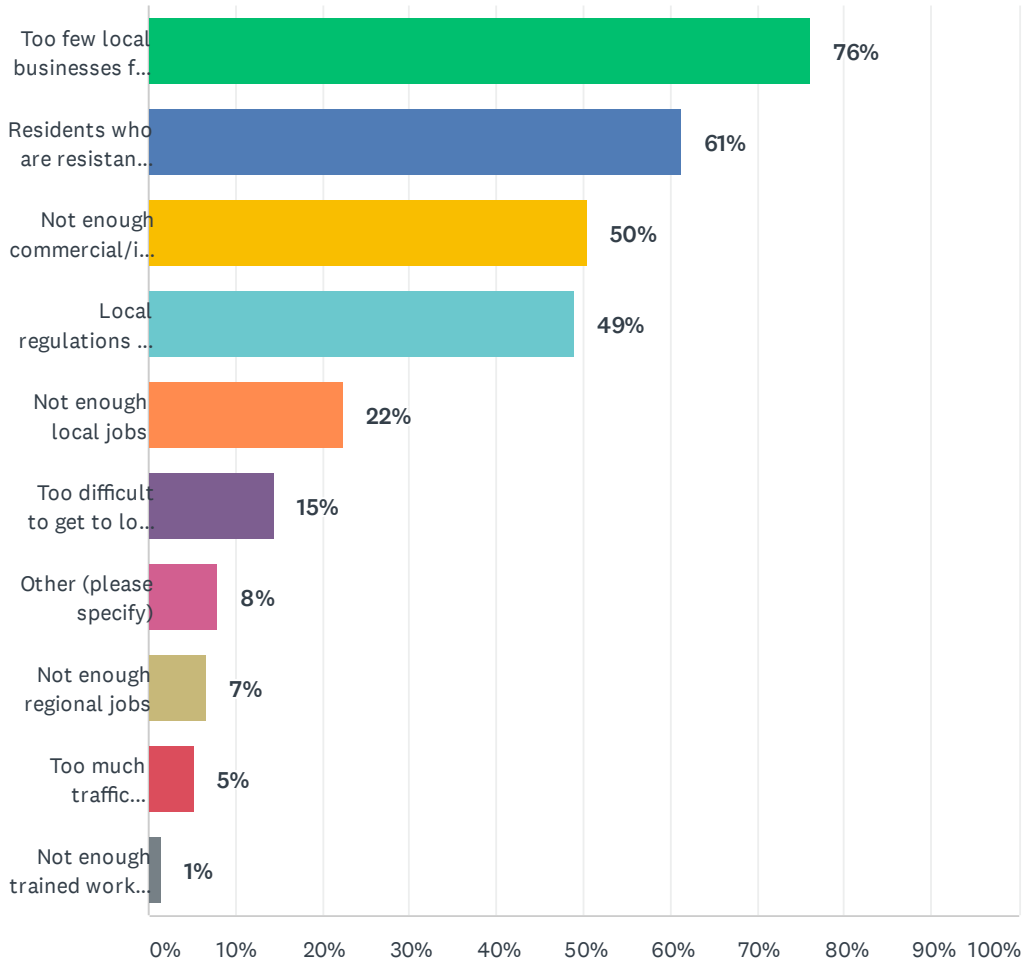
Answered: 487 Skipped: 4



ANSWER CHOICES	RESPONSES	
Important	75%	366
Not important	25%	121
TOTAL		487

Q19 Other than the COVID-19 pandemic, what have been the biggest economic challenges facing Hopedale over the past ten years? Select all that apply.

Answered: 482 Skipped: 9

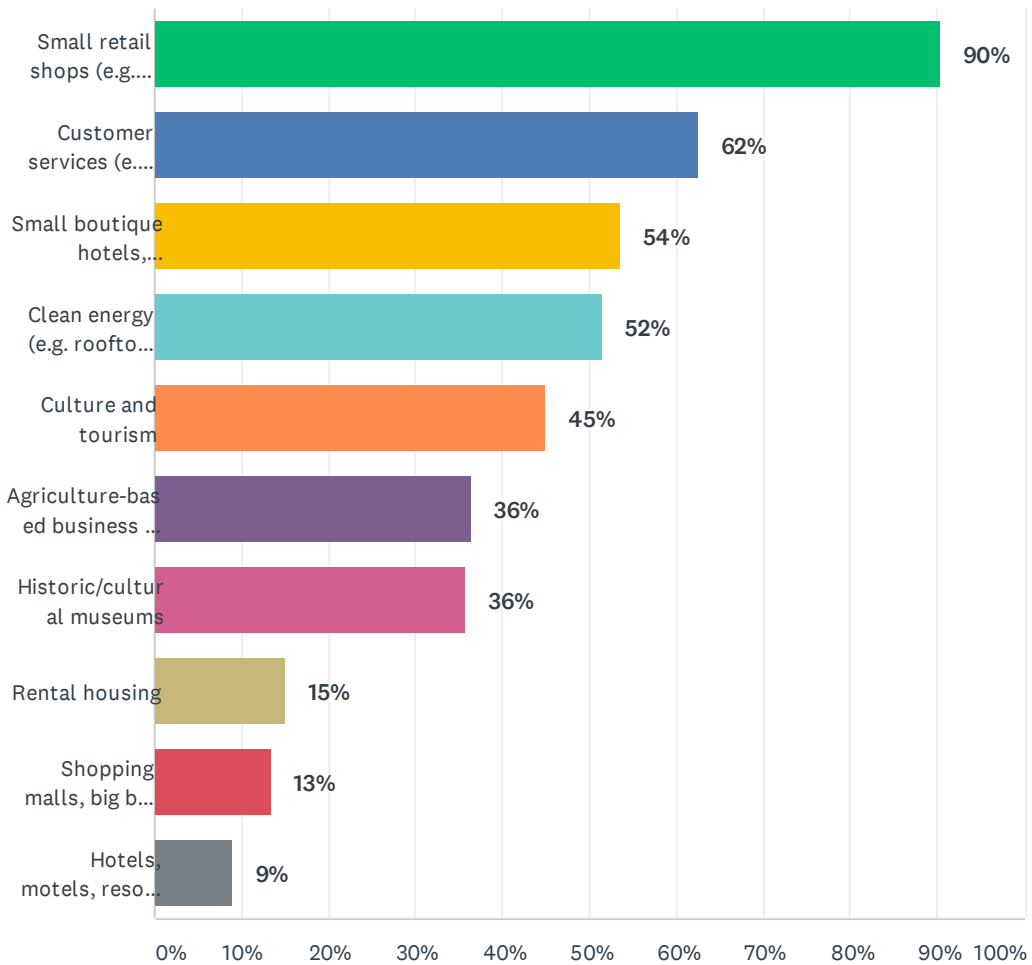


envisionHOPEDALE: Take the Survey!

ANSWER CHOICES	RESPONSES	
Too few local businesses for economic growth	76%	367
Residents who are resistant to new business creation in town	61%	295
Not enough commercial/industrial space for new businesses to set up	50%	243
Local regulations or taxes that discourage businesses	49%	236
Not enough local jobs	22%	108
Too difficult to get to local businesses without driving	15%	70
Other (please specify)	8%	38
Not enough regional jobs	7%	32
Too much traffic congestion	5%	25
Not enough trained workers to fill local or regional jobs	1%	7
Total Respondents: 482		

Q20 Which of the following types of businesses do you feel would be beneficial to Hopedale? Select all that apply.

Answered: 485 Skipped: 6

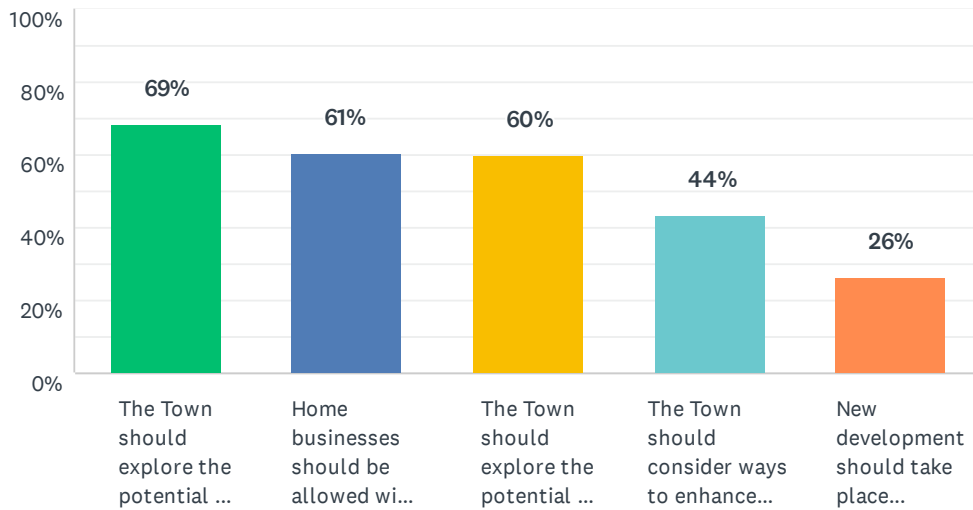


envisionHOPEDALE: Take the Survey!

ANSWER CHOICES	RESPONSES	
Small retail shops (e.g. boutiques, art galleries, restaurants)	90%	438
Customer services (e.g. lawyer, dentist, hair salons)	62%	303
Small boutique hotels, Airbnb's, bed and breakfasts	54%	260
Clean energy (e.g. rooftop solar)	52%	250
Culture and tourism	45%	218
Agriculture-based business and services	36%	177
Historic/cultural museums	36%	174
Rental housing	15%	73
Shopping malls, big box retail, outlet shopping	13%	65
Hotels, motels, resorts	9%	44
Total Respondents: 485		

Q21 Regarding future commercial development in Hopedale, select the statements with which you agree. Select all that apply.

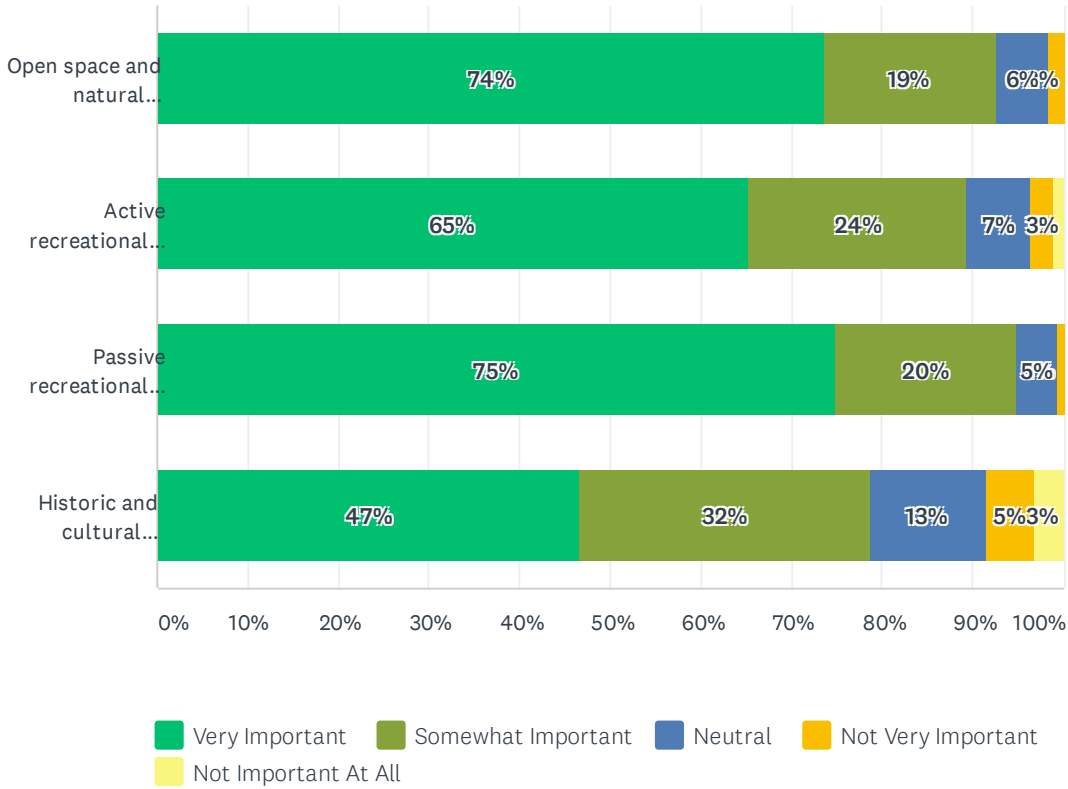
Answered: 478 Skipped: 13



ANSWER CHOICES	RESPONSES	
The Town should explore the potential for development on underutilized land.	69%	328
Home businesses should be allowed with some restrictions (e.g. if an individual would like to appeal to work from home due to the COVID-19 pandemic).	61%	290
The Town should explore the potential for new light industrial development.	60%	286
The Town should consider ways to enhance tourism in Hopedale	44%	208
New development should take place exclusively within and near the Town Center.	26%	126
Total Respondents: 478		

Q22 How important is it to you to preserve the following types of resources in Hopedale?

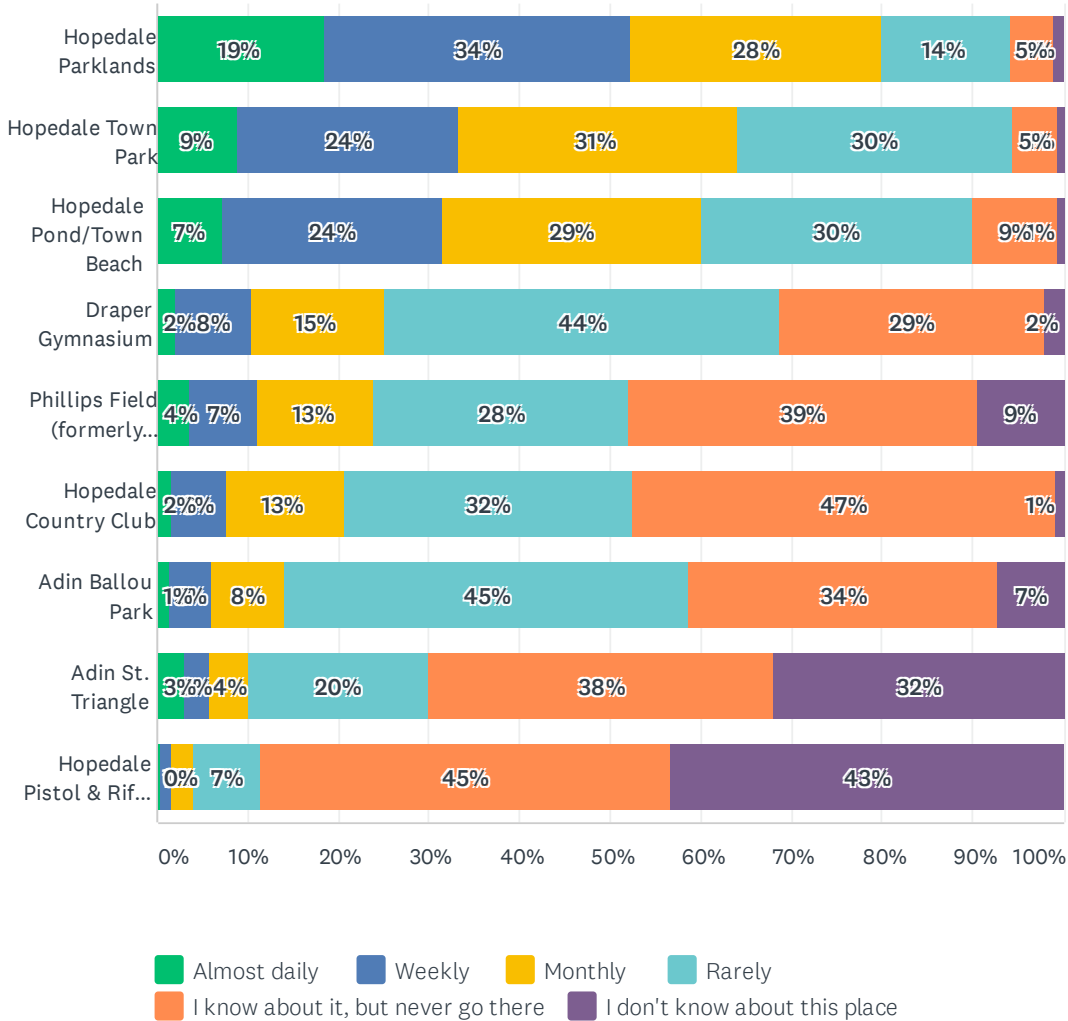
Answered: 487 Skipped: 4



	VERY IMPORTANT	SOMEWHAT IMPORTANT	NEUTRAL	NOT VERY IMPORTANT	NOT IMPORTANT AT ALL	TOTAL
Open space and natural resources (i.e. conservation land, water bodies, farms)	74% 359	19% 92	6% 28	2% 8	0% 0	487
Active recreational resources (i.e. athletic fields and courts, swimming facilities, golf courses)	65% 317	24% 117	7% 34	3% 13	1% 5	486
Passive recreational resources (i.e. walking trails, community gardens, areas for bird-watching)	75% 363	20% 97	5% 22	1% 3	0% 0	485
Historic and cultural resources (i.e. historic buildings, statues, museums)	47% 226	32% 157	13% 62	5% 25	3% 16	486

Q23 How often do you use the following recreation or open space areas in Hopedale?

Answered: 486 Skipped: 5

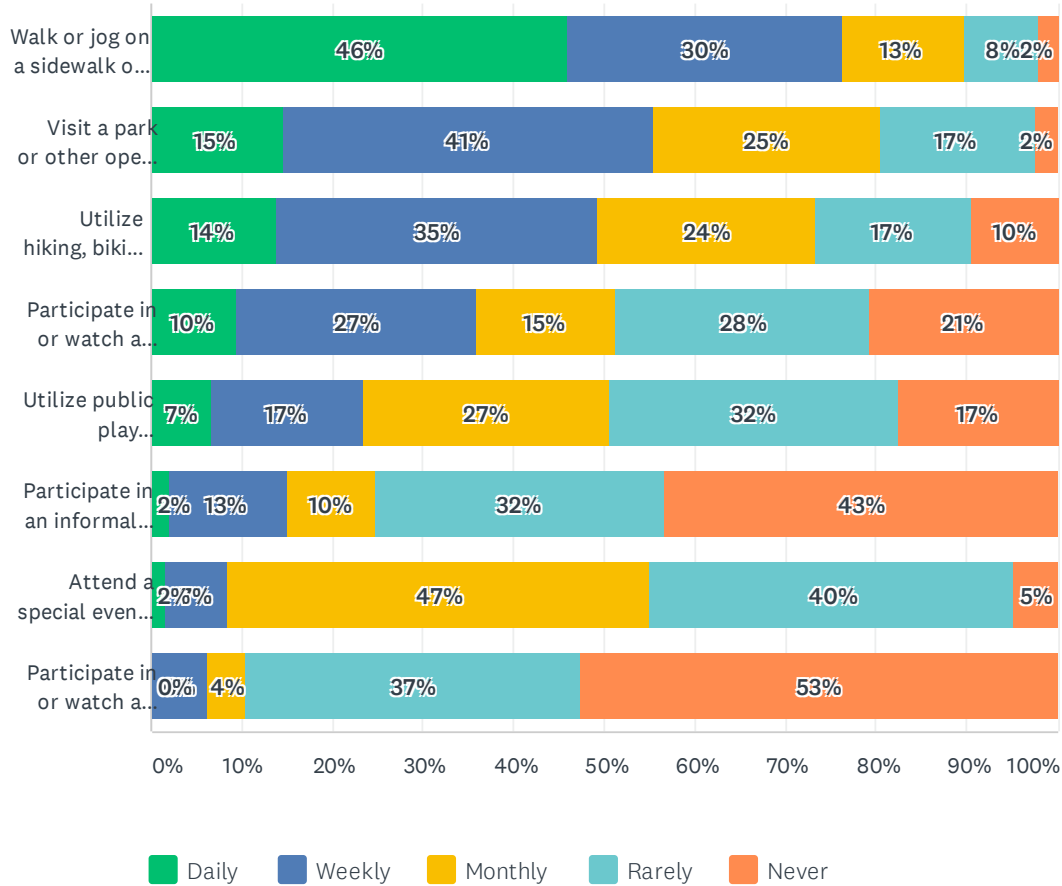


envisionHOPEDALE: Take the Survey!

	ALMOST DAILY	WEEKLY	MONTHLY	RARELY	I KNOW ABOUT IT, BUT NEVER GO THERE	I DON'T KNOW ABOUT THIS PLACE	TOTAL
Hopedale Parklands	19% 90	34% 163	28% 135	14% 69	5% 23	1% 5	485
Hopedale Town Park	9% 43	24% 118	31% 148	30% 146	5% 24	1% 3	482
Hopedale Pond/Town Beach	7% 35	24% 116	29% 137	30% 144	9% 45	1% 3	480
Draper Gymnasium	2% 10	8% 41	15% 71	44% 211	29% 142	2% 10	485
Phillips Field (formerly Mellen Field)	4% 17	7% 36	13% 62	28% 135	39% 186	9% 45	481
Hopedale Country Club	2% 8	6% 29	13% 63	32% 153	47% 226	1% 4	483
Adin Ballou Park	1% 7	5% 22	8% 38	45% 214	34% 163	7% 35	479
Adin St. Triangle	3% 14	3% 14	4% 20	20% 94	38% 182	32% 152	476
Hopedale Pistol & Rifle Club	0% 2	1% 6	2% 11	7% 36	45% 219	43% 210	484

Q24 Prior to the COVID-19 pandemic, how often would you go to a park or other open space in Hopedale to...

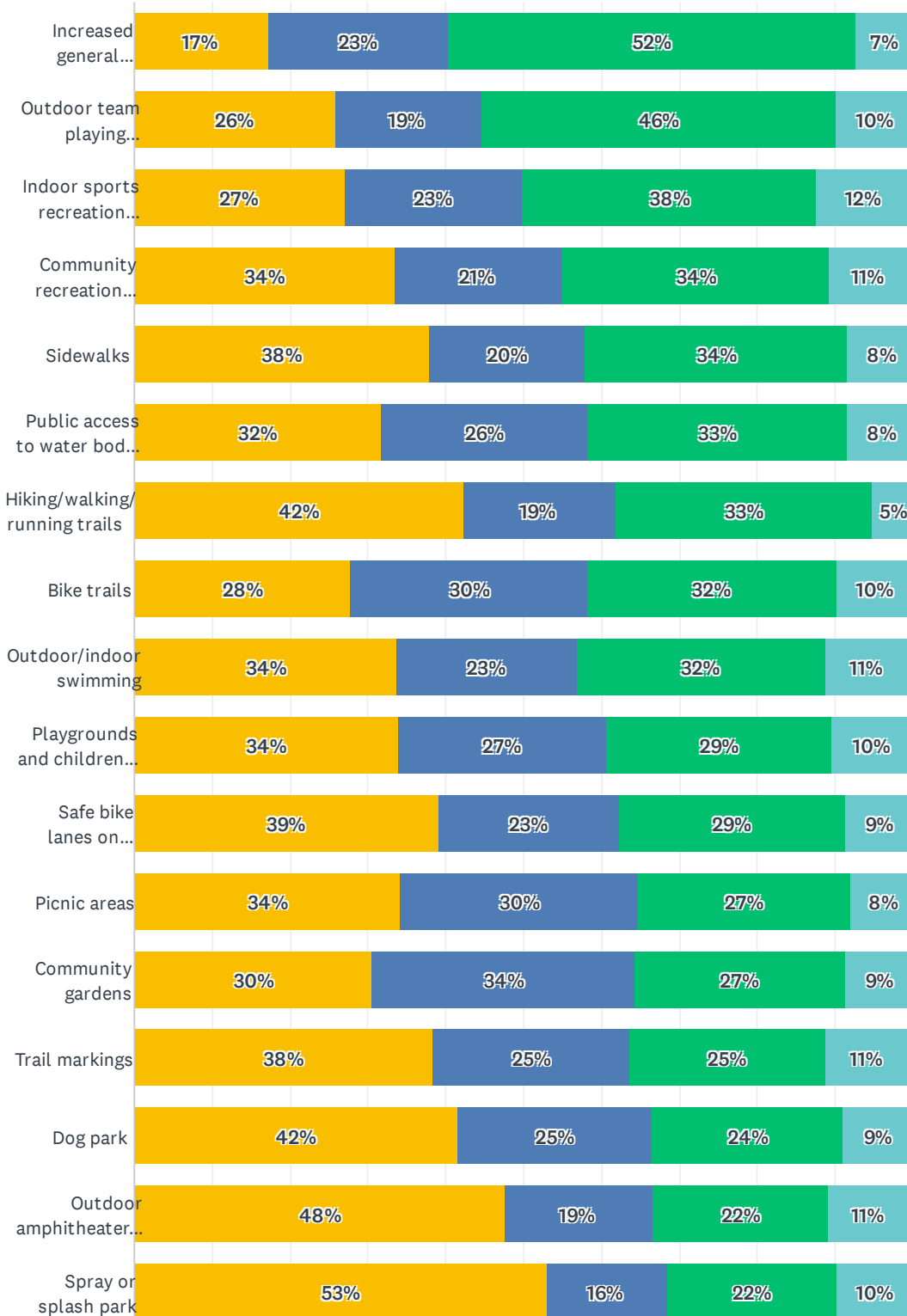
Answered: 485 Skipped: 6



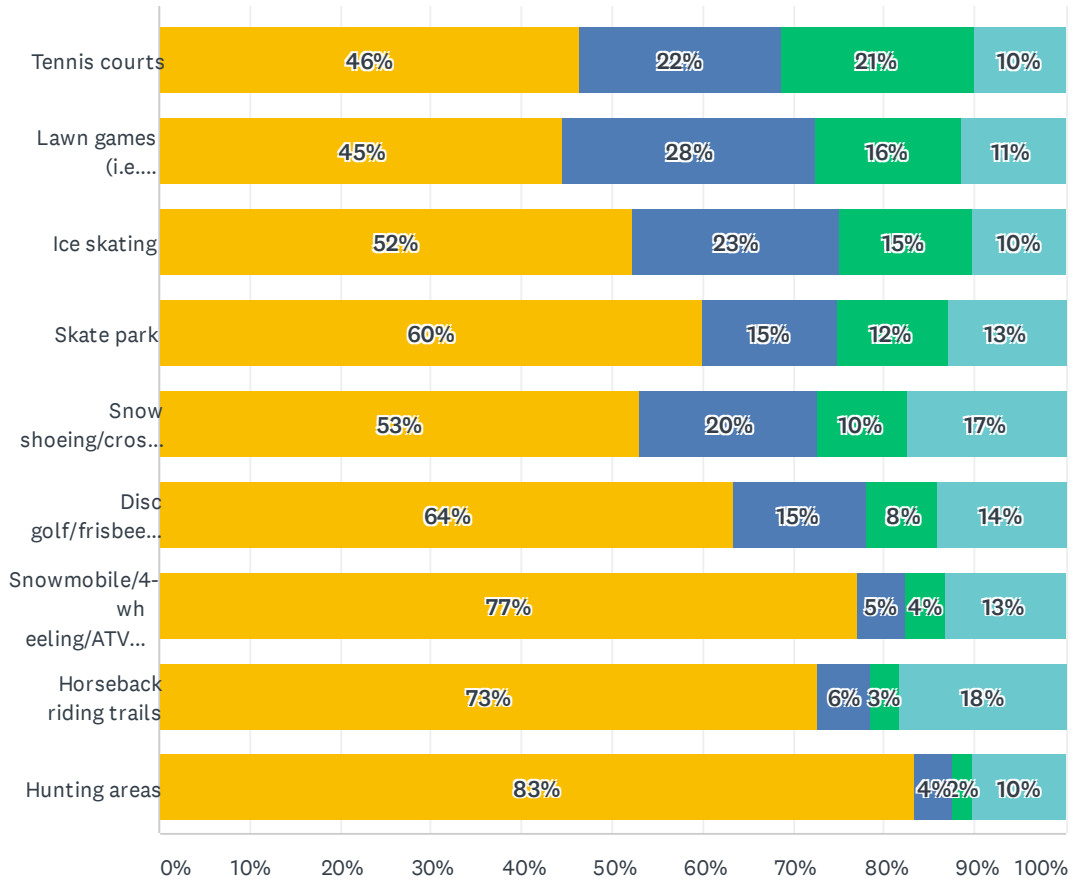
	DAILY	WEEKLY	MONTHLY	RARELY	NEVER	TOTAL
Walk or jog on a sidewalk or public way?	46% 223	30% 147	13% 65	8% 40	2% 10	485
Visit a park or other open space?	15% 71	41% 197	25% 122	17% 82	2% 12	484
Utilize hiking, biking, or cross country ski trails?	14% 67	35% 171	24% 117	17% 83	10% 46	484
Participate in or watch a formal youth sports league?	10% 46	27% 128	15% 73	28% 136	21% 100	483
Utilize public play area/playground?	7% 32	17% 81	27% 131	32% 155	17% 84	483
Participate in an informal playgroup or pick up game?	2% 10	13% 62	10% 47	32% 153	43% 209	481
Attend a special event at a park?	2% 8	7% 33	47% 224	40% 193	5% 23	481
Participate in or watch a formal adult sports league?	0% 1	6% 29	4% 20	37% 179	53% 254	483

Q25 Which of the following recreational activities or amenities do you feel the Town of Hopedale needs more of? If it is needed, please indicate whether you are willing to pay more taxes in order for the Town to provide it.

Answered: 487 Skipped: 4



envisionHOPEDALE: Take the Survey!



■ Does NOT need
 ■ Needs but I am NOT willing to pay more taxes
■ Needs and I AM willing to pay more taxes
 ■ Don't know/Not applicable

envisionHOPEDALE: Take the Survey!

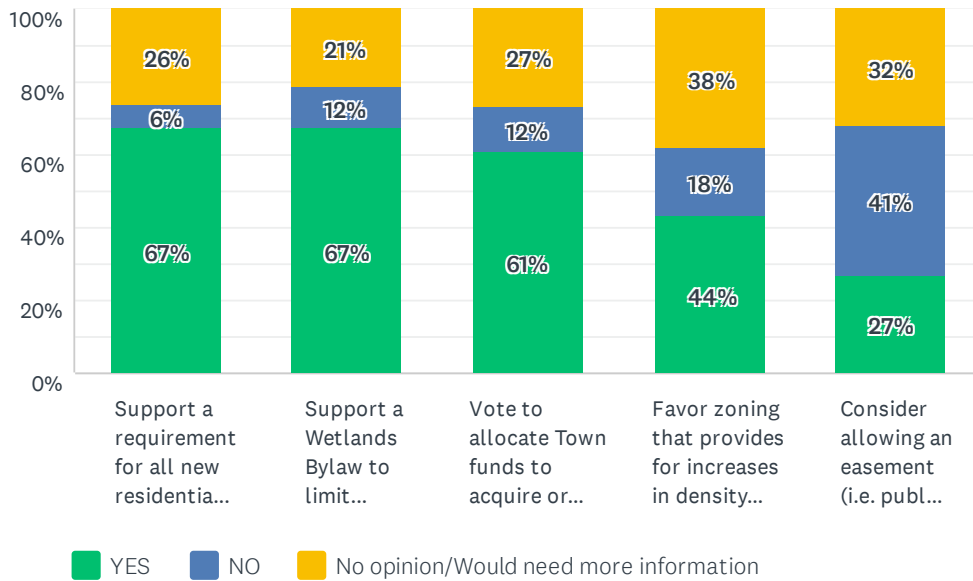
	DOES NOT NEED	NEEDS BUT I AM NOT WILLING TO PAY MORE TAXES	NEEDS AND I AM WILLING TO PAY MORE TAXES	DON'T KNOW/NOT APPLICABLE	TOTAL
Increased general maintenance of existing fields, courts, and landscape	17% 84	23% 111	52% 253	7% 36	484
Outdoor team playing fields/courts	26% 125	19% 89	46% 220	10% 47	481
Indoor sports recreation facilities	27% 130	23% 110	38% 181	12% 60	481
Community recreation center	34% 160	21% 102	34% 163	11% 52	477
Sidewalks	38% 182	20% 96	34% 162	8% 40	480
Public access to water bodies for swimming, boating, or fishing	32% 152	26% 126	33% 160	8% 40	478
Hiking/walking/running trails	42% 203	19% 93	33% 157	5% 25	478
Bike trails	28% 134	30% 147	32% 154	10% 47	482
Outdoor/indoor swimming	34% 162	23% 111	32% 154	11% 54	481
Playgrounds and children's play equipment	34% 164	27% 129	29% 140	10% 50	483
Safe bike lanes on existing roads	39% 188	23% 111	29% 140	9% 42	481
Picnic areas	34% 165	30% 147	27% 131	8% 39	482
Community gardens	30% 146	34% 162	27% 130	9% 41	479
Trail markings	38% 185	25% 122	25% 122	11% 54	483
Dog park	42% 201	25% 120	24% 118	9% 44	483
Outdoor amphitheater or performance space	48% 227	19% 91	22% 107	11% 52	477
Spray or splash park	53% 254	16% 75	22% 104	10% 47	480
Tennis courts	46% 223	22% 107	21% 102	10% 48	480
Lawn games (i.e. horseshoes, shuffleboard, bocce)	45% 214	28% 133	16% 77	11% 55	479
Ice skating	52% 250	23% 110	15% 70	10% 49	479
Skate park	60% 288	15% 71	12% 58	13% 62	479
Snow shoeing/cross-country skiing trails	53% 256	20% 95	10% 48	17% 84	483

envisionHOPEDALE: Take the Survey!

Disc golf/frisbee golf course	64% 305	15% 70	8% 38	14% 67	480
Snowmobile/4-wheeling/ATV trails	77% 372	5% 26	4% 21	13% 64	483
Horseback riding trails	73% 353	6% 28	3% 15	18% 89	485
Hunting areas	83% 402	4% 20	2% 11	10% 49	482

Q26 In order to preserve open space and natural resources in Hopedale, would you be willing to:

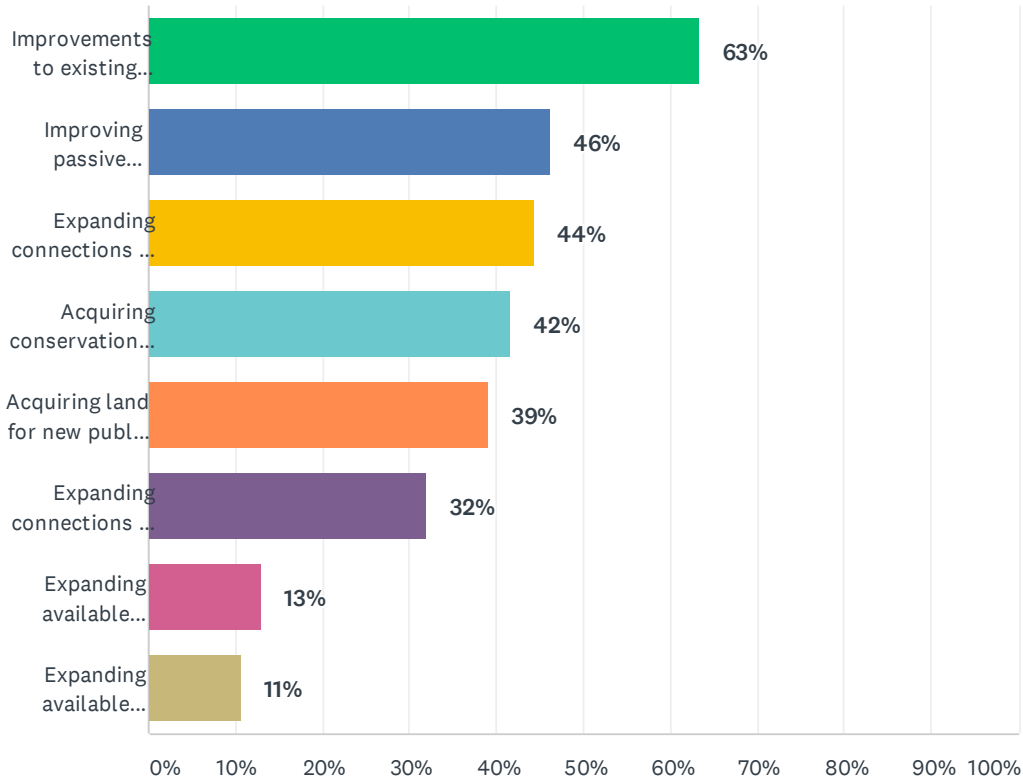
Answered: 484 Skipped: 7



	YES	NO	NO OPINION/WOULD NEED MORE INFORMATION	TOTAL
Support a requirement for all new residential developments to include conservation/open space areas?	67% 326	6% 31	26% 127	484
Support a Wetlands Bylaw to limit development activities adjacent to any wetlands resource area?	67% 325	12% 57	21% 101	483
Vote to allocate Town funds to acquire or otherwise conserve more open space?	61% 296	12% 59	27% 129	484
Favor zoning that provides for increases in density in existing developed areas in exchange for open space in less developed or environmentally sensitive areas?	44% 211	18% 88	38% 184	483
Consider allowing an easement (i.e. public access or development restriction) on a portion of your property in order to add to existing open spaces or connect to open spaces (e.g. to access a hiking trail or extend a bike path)?	27% 131	41% 195	32% 155	481

Q27 What should our Town's priorities for expenditures for open space and recreation be? Please choose your top three (3) priorities.

Answered: 480 Skipped: 11



ANSWER CHOICES	RESPONSES	
Improvements to existing athletic fields	63%	304
Improving passive recreation opportunities on existing conservation land	46%	222
Expanding connections for walking (e.g. sidewalks, connecting trails)	44%	213
Acquiring conservation lands for passive recreation use (e.g. trails)	42%	200
Acquiring land for new public active recreation areas	39%	188
Expanding connections for biking (e.g. off-road paths, on-road lanes, and rail trails)	32%	154
Expanding available parking at open space destinations	13%	62
Expanding available parking at recreational destinations	11%	51
Total Respondents: 480		

Q28 Additional Comments:

Top 5 Comments (From most to least mentioned)

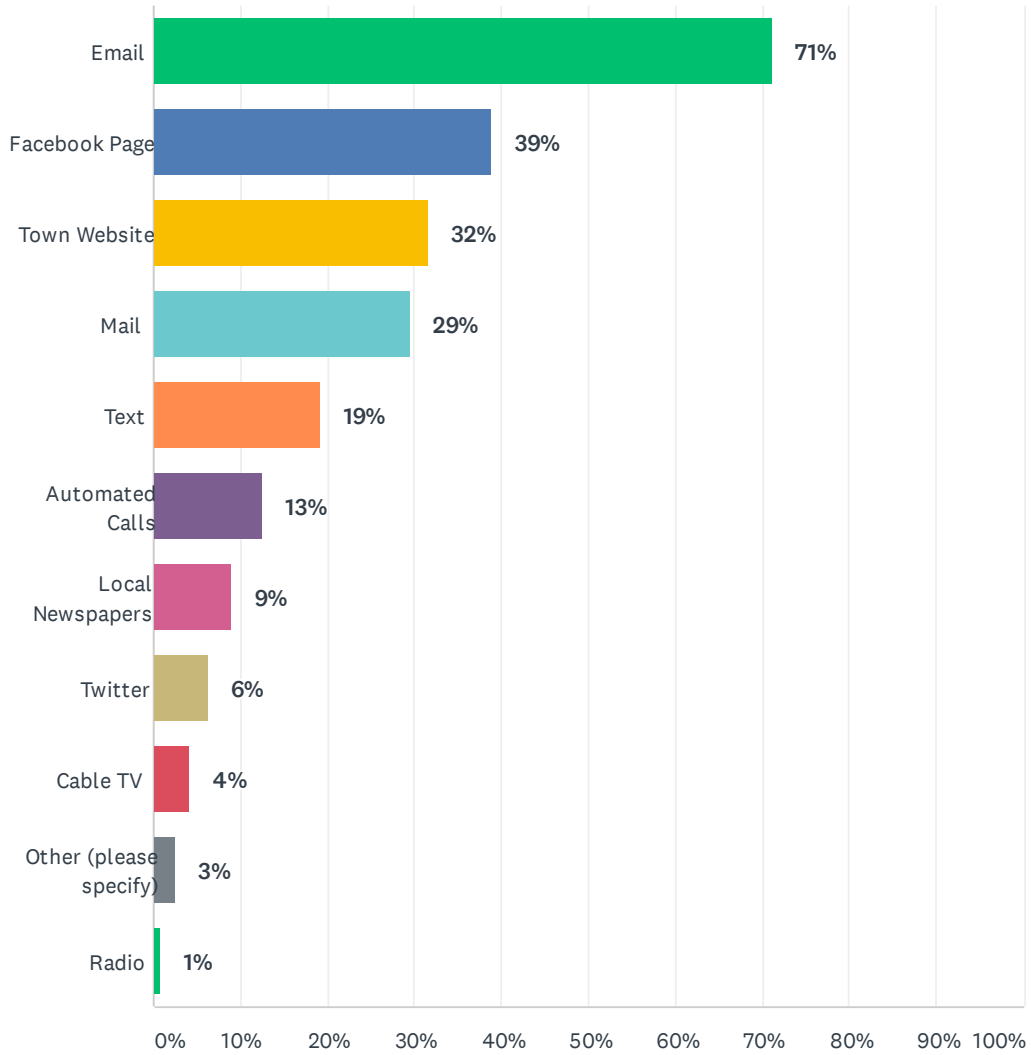
1. More commercial business downtown for increased commercial revenue and lower taxes for residents (*Mentioned 22/152 comments*).
2. Build mixed use development where the Draper Mill used to be and on the landfill (i.e. doctor's office, boutique stores, restaurants, condos/lofts, or public park, establishing a marijuana shop) (*Mentioned 11/152 comments*).
3. New and/or improved athletic facilities, fields, and playgrounds (for kids, the high school, and adults) (*Mentioned 11/152 comments*).
4. New health foods grocery store (Whole Foods, Trader Joes) (*Mentioned 5/152 comments*).
5. Improving school facilities (particularly the arts and music facilities at Memorial School) (*Mentioned 4/152 comments*).

Additional Common Comments (Mentioned once or twice)

6. Preserve small-town character
7. Bus lines, railway, or other public transit (commuter rail to Boston)
8. Industrial development in industrial park
9. Renewable energy innovation- wind, water, solar
10. Farmer's market
11. Better communication from Town (not just Facebook)
12. Improved walkability and bike lanes
13. Town-wide sewerage to avoid septic health issues
14. Honest discussion with residents about financial problems (i.e. dealing with factory area)
15. Affordable housing and 55 plus housing

Q29 How do you prefer to receive communications from the Town?

Answered: 475 Skipped: 16



envisionHOPEDALE: Take the Survey!

ANSWER CHOICES	RESPONSES	
Email	71%	338
Facebook Page	39%	185
Town Website	32%	150
Mail	29%	140
Text	19%	91
Automated Calls	13%	60
Local Newspapers	9%	43
Twitter	6%	30
Cable TV	4%	20
Other (please specify)	3%	12
Radio	1%	4
Total Respondents: 475		

**Q30 OPTIONAL: Would you like to be entered into the gift card drawing?
Your name and contact information will remain confidential and will not be
linked to survey results. Add your email to receive Master Plan
updates. Follow us on Facebook @envisionHOPEDALE**

Answered: 226 Skipped: 265

ANSWER CHOICES	RESPONSES	
Name	99.12%	224
Company	0.00%	0
Address	0.00%	0
Address 2	0.00%	0
City/Town	0.00%	0
State/Province	0.00%	0
ZIP/Postal Code	0.00%	0
Country	0.00%	0
Email	98.67%	223
Phone Number	90.27%	204